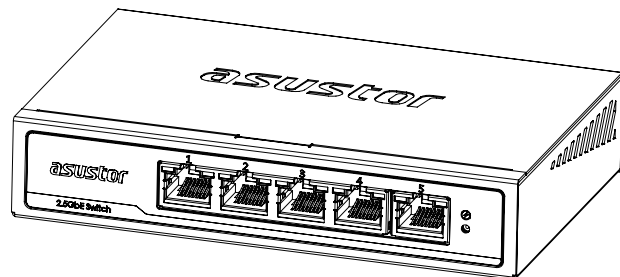


asustor

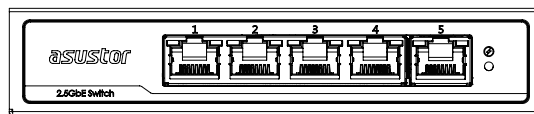
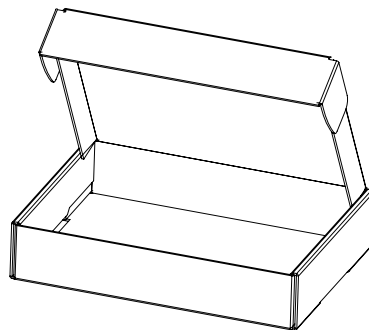
Switch'nstor | ASW205T

5 port 2.5GBASE-T unmanaged Ethernet switch

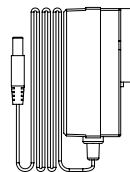


Quick Installation Guide

Package Contents




Adapter x4
Type A
Type C
Type I
Type G



AC adapter



Foot pads



Quick Installation Guide



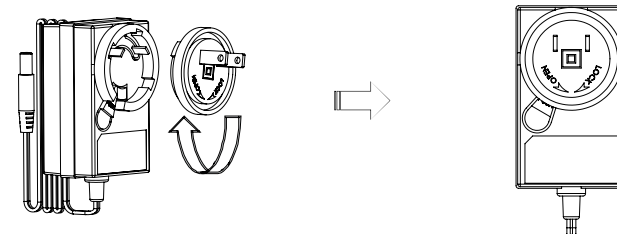
Anchors



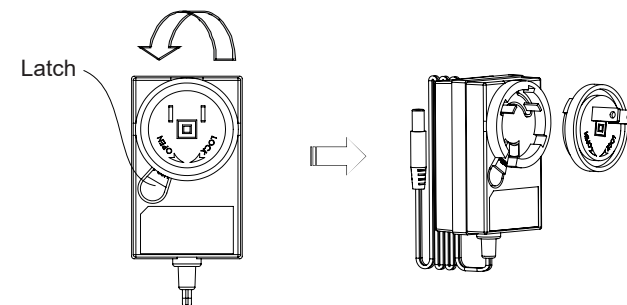
Screws

AC adapter

AC adapter comes with four adapters that cover a wide variety of countries. To install, press the socket adapter and rotate. Diagrams are also located on the AC adapter.



To remove, press the latch and rotate socket adapter counter clockwise. Separate the socket adapter from the AC adapter.



Wall Mounting Instructions

- ① Drill two 6 mm holes into a wall spaced 110 mm apart. (FIGURE 1).
- ② Hammer an anchor into each hole. (FIGURE 2).
- ③ Tighten screws into the anchors, leaving 5 mm exposed. (FIGURE 3).

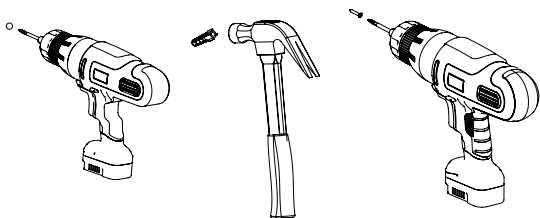


FIGURE 1

FIGURE 2

FIGURE 3

- ④ Align the mounting holes with the screws and hang it on the wall. (FIGURE 4).

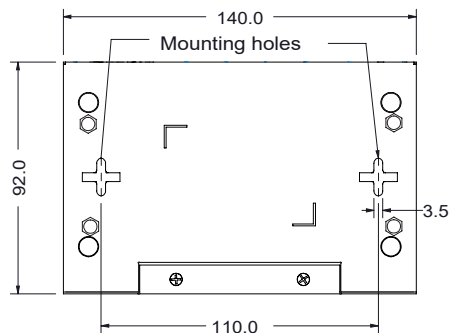
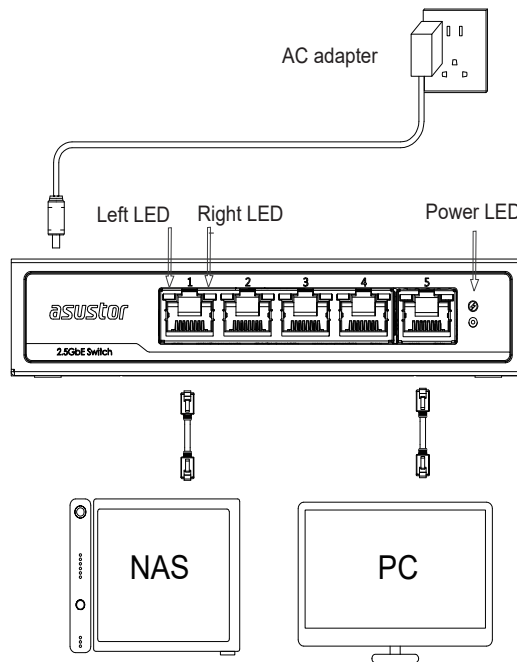


FIGURE 4

Connecting Power



LED Indicators

#	Color	Description
Power LED	Green	Power On
Left LED	Green	Connected at 2.5-Gigabit speeds
	Orange	Connected at Gigabit speeds
	Off	Connected at 10M or 100M speeds
Right LED	Yellow	Blinking: Transferring data. On: Working as intended.

Specifications

Description	2.5-Gigabit Unmanaged Ethernet Switch
Supported speeds	10M/100M/1G/2.5G
Input voltage range	DC: 12V 2A
Dimension	92 (L) x 140 (W) x 28 (H) mm
Chipset	RTL8371+RTL8221B
Operating environment	Operating Temperature : 0°C-40°C (32-104°F) Operating Humidity : < 85% No condensation Non-Operating Temperature: -10°C-85°C (14-176°F)

Authorized representative in Europe: Asustor B.V .
Address: Ambachtweg 37, 2841 MB Moordrecht, Netherlands